

Roll - roll FLYING PONY

LEARN
HOW TO DRAW



WITH PHILIP REEVE & SARAH MCINTYRE




SKETCH LIGHTLY
IN PENCIL



DRAW
IN
DARKER
PENCIL
OR
PEN



ERASE YOUR LIGHTLY
DRAWN GUIDELINES



OXFORD
UNIVERSITY PRESS

Activity sheet ©2018
by Sarah McIntyre

Find more activity sheets at jabberworks.co.uk



OXFORD UNIVERSITY PRESS

KEVIN COMIC-MAKING TIPS

VIEWPOINTS

YOU CAN ZOOM IN, AND WAY, WAY OUT!

ALL YOU NEED TO MAKE COMICS!



SOUND EFFECTS



THOUGHT BUBBLE



SPEECH BUBBLE



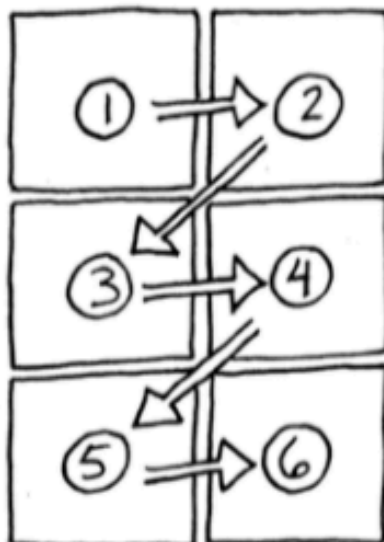
SHOUTING! HANDY LABEL

WHEN YOU DRAW A SPEECH BUBBLE, FIRST WRITE THE WORDS, THEN DRAW THE BUBBLE!



(OTHERWISE IT CAN BE TRICKY TO SQUASH THE WORDS INTO A BUBBLE.)

MAKE THE TAIL OF THE SPEECH BUBBLE POINT TO THE SPEAKER'S MOUTH






WE READ ENGLISH LANGUAGE COMICS LEFT TO RIGHT, TOP TO BOTTOM. WHEN WE READ A SINGLE PANEL, WE START LOOKING AT THE TOP LEFT AND OUR EYES MOVE TO THE BOTTOM RIGHT.



Oxford Children's Books

DRAW YOUR OWN KEVIN COMIC!



COMIC TIP: ASK YOURSELF SOME QUESTIONS! **WHERE** IS KEVIN?
UNDERWATER? ON THE MOON? IN A SUPERMARKET? AT A FUNFAIR?
ARE THERE ANY OTHER CHARACTERS IN THIS STORY?

Oxford
Children's
Books

KEVIN
with PHILIP REEVE & SARAH MCINTYRE

ROLY-POLY FLYING PONY

REEVE & MCINTYRE
PRESENT

CARDIGAN FAUN



← DESIGN SOME FABULOUS KNITWEAR!

Artwork Sarah McIntyre ©2019