

# FANTASTICALLY GREAT WOMEN ARTISTS and their STORIES

Kate Pankhurst


MINI PROJECTS  
TO CELEBRATE  
ARTISTIC  
ACHIEVEMENTS!

Dear fantastically great reader,

We're very excited to share with you a selection of fun activities that have been designed to help children discover and celebrate the incredible female artists whose dreams and talents have changed the world.

There are eight activities in this pack – one inspired by each of the brilliant women featured in Kate Pankhurst's **Fantastically Great Women Artists and Their Stories**.

We hope you have fun learning about these wonderful women and what made them fantastically great!



## ABOUT THE BOOK

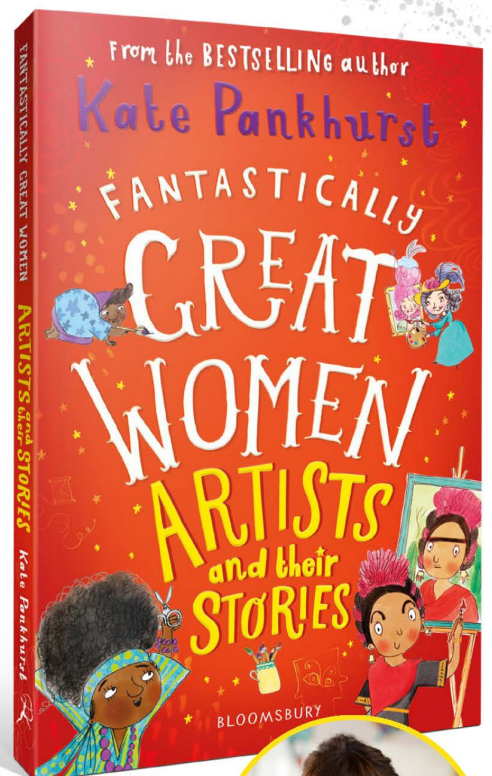
Prepare to be inspired with this second title in a fantastically great new series for young readers.

Over half of all the visual artists working today are women, but the paintings and sculptures shown in many galleries and museums tell a different story because they're usually the work of men. In this book Kate Pankhurst, descendent of Emmeline Pankhurst, tells the fascinating stories of some of history's most talented female artists.

- Express your feelings and find your identity through art with Frida Kahlo
- Run away to the circus and paint with Laura Knight
- Help bring talented artists into the spotlight with Peggy Guggenheim
- Challenge racism and segregation by creating powerful art with Faith Ringgold

Including comic strips, family trees, maps and more, *Fantastically Great Women Artists and Their Stories* is a celebration of just some of the women whose creativity and dreams have made a mark on the world.

List of women featured: Amrita Sher-Gil, Elisabeth Le Brun, Emily Kame Kngwarreye, Faith Ringgold, Frida Kahlo, Kathe Kollwitz, Dame Laura Knight and Peggy Guggenheim.



Author  
Kate Pankhurst




# MINI-PROJECT 01:


## INSPIRED BY ÉLISABETH LOUISE VIGÉE LE BRUN (Pages 5–27) THE ARTIST WHO CHANGED THE FACE OF PORTRAITURE

*‘Élisabeth had great sensitivity towards the people she painted, and she tried to show them in a natural and spontaneous way that was new and exciting – even if that did sometimes cause outrage!’*

**Q:** Which of Élisabeth’s paintings caused outrage? Why? What can you learn from how Élisabeth tried to capture her sitters’ ‘real’ and ‘natural’ personalities?



Create an Inner-Self and Outer-Self Portrait! Draw and colour what you look like on the Outer Self side of the face. Draw and colour your hobbies, emotions, thoughts, and feelings on the Inner Self side of the face. How does this help you to plan for a unique self-portrait?



# MINI-PROJECT 02:

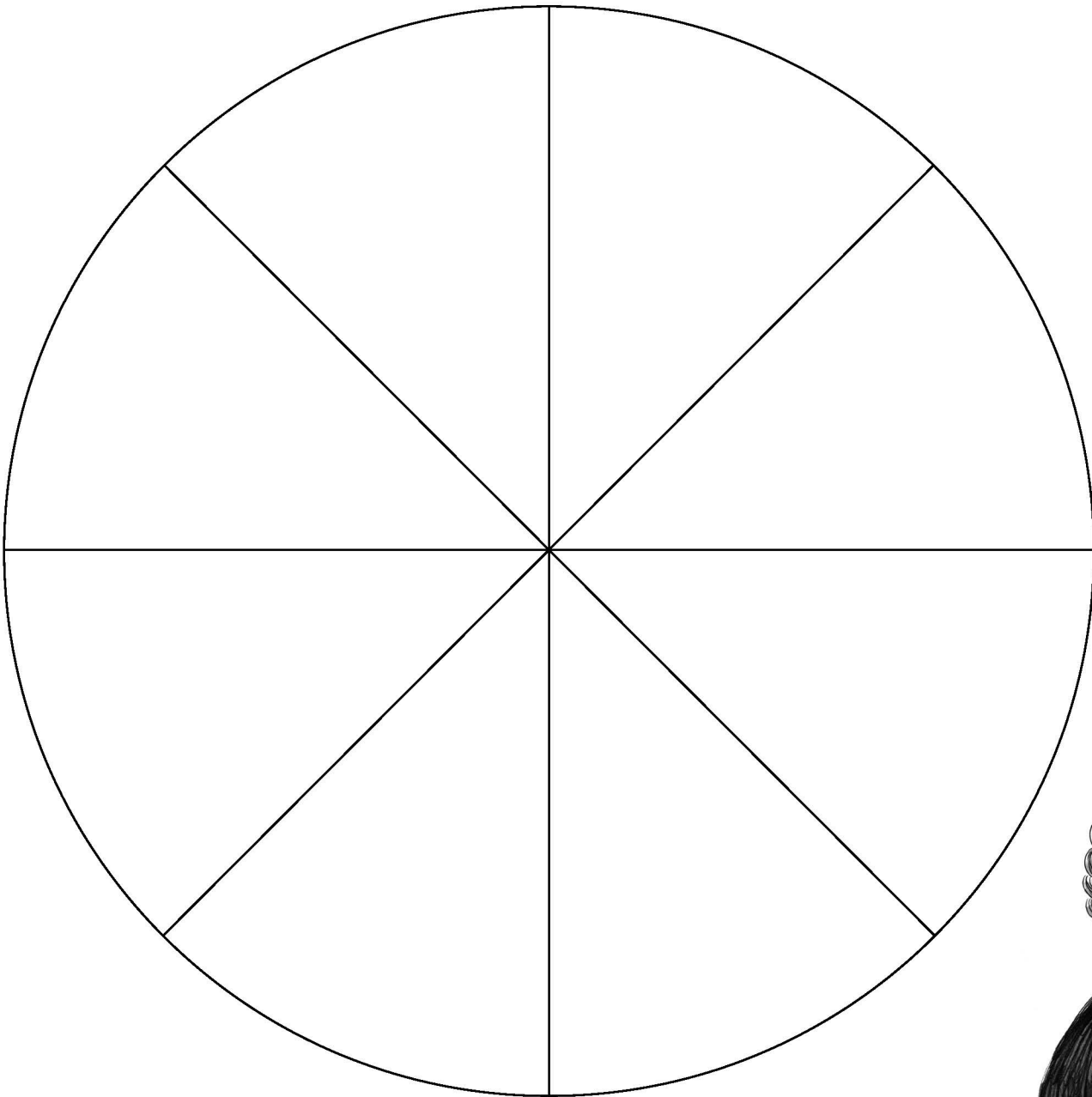

## INSPIRED BY FRIDA KAHLO (Pages 28–47)

### THE ARTIST WHO PAINTED HER FEELINGS

*'Many people don't like to talk about sensitive and heartbreaking events, let alone create pictures about them. But Frida needed to paint so she could express her feelings.'*

Q: Can you find examples in Frida's art where she shows her feelings about a particular event or idea? How does she do this?

Include a colour, object or pattern in each segment of the Feelings Wheel below that helps you to express a different emotion. Think about the tone and symbolism of any colours or objects that you choose. Create as many Wheels as you like!



Feelings you might include: HEARTBREAK, DESPERATION, GRIEF, JOY, LOVE, ANGER



## MINI-PROJECT 03:



### INSPIRED BY AMRITA SHER-GIL (Pages 48–66)

#### THE ARTIST CAUGHT BETWEEN TWO WORLDS

*'Amrita felt that her identity was made up of many different parts, and those parts didn't always fit together. There was her life in India, and her life in Europe. Her family expected her to be sophisticated and well dressed, but behind closed doors she was artistic and messy.'*

**Q:** What does the word 'identity' mean to you? Do you sometimes feel that the different parts of yourself don't 'always fit together' just like Amrita?

Create an Identity Jigsaw! On each piece of the jigsaw, draw something that represents a different part of your identity, for example your cultural heritage, your family, your home, your skills and talents, or your hobbies.



## MINI-PROJECT 04:


### INSPIRED BY KÄTHE KOLLWITZ (Pages 67–85)

#### THE ARTIST WHOSE ARTWORK INSPIRED HOPE

*'The women in Käthe's work are shown as strong and brave, as well as loving. They fought for what they believed was RIGHT. Käthe's story shows how art can help people cope with challenging times, and INSPIRE us to make the world a more positive place.'*

Q: What 'challenging times' did Käthe face in her own life? What issues was Käthe passionate about? What issues are you passionate about in the world?

Fill the Hope Jar with your visions of a better world. What do you hope for? How can your Hope Jar help you create a piece of art that inspires others to make the world a better place?



## HOPES & WISHES JAR



# MINI-PROJECT 05:


## INSPIRED BY DAME LAURA KNIGHT (Pages 86–109)

### THE ARTIST WHO FOUND INSPIRATION IN ALL WALKS OF LIFE

*'Laura painted many DIFFERENT WORLDS, from the BALLETS and THEATRES, to PERFORMERS and TRAVELLERS OF THE CIRCUS, to WARTIME BRITAIN.'*

**Q:** What different worlds inspire you? Where have you visited recently or what have you seen that would make an exciting scene in a piece of art?

Pick four different scenes that interest you. They could be scenes from the school day, from your home life or from an event (e.g. a theatre performance, a circus, a football match). Take photographs, sketch and make notes for each scene. Then, choose your favourite scene. Inspired by Laura's painting, Charivari, create a finished version of your scene as a piece of art!



## MINI-PROJECT 06:



INSPIRED BY EMILY KAME KNGWARREYE (Pages 110–130)

THE ARTIST WHO NEVER STOPPED DREAMING

*'During the 1990s [Emily] started creating huge landscapes, using brighter pastel colours in blues and pinks. These canvases were covered in clouds of dots and lines that gave an impression of desert colours in summer, or the night sky.'*

**Q:** How was Emily inspired by her connection to her people, land and culture? What is the 'Dreaming' in Australian Aboriginal culture? How is Art at the heart of many Aboriginal rituals?

In Emily's style of 'criss-crossing the canvas with bold, simple lines and strong, dark colours', create a piece in pastels or pencil depicting an 'impression' of a landscape that is important to you.



# MINI-PROJECT 07:



## INSPIRED BY FAITH RINGGOLD (Pages 131–148)

### THE ARTIST WHO STITCHED TOGETHER UNTOLD STORIES

*'Faith started to make 'story quilts' with modern subjects, using a combination of images and handwritten text. [. . .] Faith's quilt Tar Beach is a story set in 1930s Harlem. It's about a little girl called Cassie Louise Lightfoot and her family. Cassie looks up at the stars and dreams she can fly. The quilt shows her flying over the city one summer night.'*

**Q:** How does Faith try to show that everyone's experience is worth hearing in her art? Why do you think this is important?

Create your own Story Quilt inspired by Faith Ringgold's Echoes of Harlem or Tar Beach. Try to depict a community, setting or story that you are passionate about. You can use the template below to draft the design for your quilt, or create your own layout. If you are able to, create some of the panels for your quilt using fabric and material.



# MINI-PROJECT 08:


## INSPIRED BY PEGGY GUGGENHEIM (Pages 149–169)

### THE COLLECTOR WHO PUT MODERN ART ON THE MAP

*'Peggy's support helped art and artists FLOURISH – many of the most INFLUENTIAL artists of the 20th century wouldn't have been discovered if it wasn't for her.'*

**Q:** Why was Peggy Guggenheim such an important figure in the art world, even though she was not an artist herself?

Imagine you could create your own art gallery just like Peggy Guggenheim! Research the artworks of each artist you have learned about in this book and hang your favourites in the gallery.




FRIDA KAHLO

KÄTHE KOLLWITZ

FAITH RINGGOLD





# FANTASTICALLY GREAT WOMEN ARTISTS and their STORIES

Kate Pankhurst

MINI PROJECTS  
TO CELEBRATE  
ARTISTIC  
ACHIEVEMENTS!

## Congratulations on completing these Fantastically Great projects!

We hope these templates have proved to be a useful and fun introduction to the women, themes and ideas found within this book.






We would love to see examples of any work created as a result of this pack, so please do email them over to us on:

[childrensmarketing@bloomsbury.com](mailto:childrensmarketing@bloomsbury.com)

or share on Twitter tagging us at

@KidsBloomsbury @KatelsDrawing

Other Fantastically Great books you might not want to miss ...



## WANT TO DISCOVER MORE INSPIRING STORIES?

Then be sure to watch this video of Kate Pankhurst answering questions all about *Fantastically Great Women: Scientists and Their Stories*. The questions are asked by a selection of Fantastically Great readers – just like you!

Scan the QR Code to watch the video or follow this link:  
<https://youtu.be/7WzGzuQsJwY>

WATCH VIDEO

